



UPDATES

New Rates for Income Assistance on Reserve in British Columbia

Some of the information in *Income Assistance on Reserve in British Columbia* has changed since it was printed in March 2017. These changes are detailed in this booklet.

Please be aware that income assistance regulations and policies change frequently. Even this update may not be completely up to date. See the section “Who Can Help” (page 57) in *Income Assistance on Reserve in British Columbia* to find an advocate or other professional who can give you the most recent information on income assistance.









Legal
Services
Society

British Columbia
www.legalaid.bc.ca

January 2018

This information replaces Earned income exemptions table on **page 15 of Income Assistance on Reserve in BC**

NEW RATES: Earned income exemptions (October 2017)		
	Family size	Earned income exemption
If you're single		
	Employable single person under 65	Up to \$400 per month
If you're a single parent or a couple with children		
	Single parent under 65 or couple, both under 65 with children	Up to \$600 per month
	Single parent under 65 with a disabled child* or couple, both under 65 with disabled child*	Up to \$700 per month
If you and your spouse don't have children		
	Employable couple, both under 65	Up to \$400 per month
If your family unit has at least one person on PPMB		
	Family unit with one adult on PPMB	Up to \$700 per month

* This applies to parents who can't leave their home to work because they're caring for a:

- disabled and dependent child,
- relative's disabled child under Child Out of the Parental Home program, or
- disabled foster child.






Ask your worker for more information.

This information replaces Income assistance amounts table on page 19 of **Income Assistance on Reserve in BC**

NEW RATES: Income assistance amounts (October 2017)				
	Family size	Shelter allowance maximum	Support (basic needs) allowance	Total payment maximum
If you're single				
	Employable single person under 65	\$ 375.00	\$ 335.00	\$ 710.00
	Single person 65 or over	\$ 375.00	\$ 631.42	\$1,006.42
If you're a single parent The support (basic needs) allowance <i>doesn't</i> increase if you have more than one child.*				
	Employable single parent under 65, and 1 child	\$ 570.00	\$ 475.58	\$1,045.58
	Single parent 65 or over, and 1 child	\$ 570.00	\$ 772.08	\$1,342.08
If you and your spouse don't have children				
	Employable couple under 65	\$ 570.00	\$ 407.22	\$ 977.22
	Couple, both 65 or over	\$ 570.00	\$1,049.06	\$1,619.06
	Couple, 1 person under 65, 1 65 or over	\$ 570.00	\$ 800.56	\$1,370.56
If you and your spouse have children The support (basic needs) allowance <i>doesn't</i> increase if you have more than one child.*				
	Employable couple under 65 and 1 child	\$ 660.00	\$ 501.06	\$1,161.06

*If you have more than one child, the shelter allowance increases (see page 9 of *Income Assistance on Reserve*).






This information replaces PWD earned income exemptions table on **page 22** of **Income Assistance on Reserve in BC**

NEW RATES: PWD earned income exemptions (October 2017)		
	Family size	Earned income exemption
If you're single		
	Single person under 65 on PWD	Up to \$1,000 per month or \$12,000 per year
If you're a single parent		
	Single parent under 65 on PWD	Up to \$1,000 per month or \$12,000 per year
If you and your spouse don't have children		
	Couple, both under 65, 1 adult on PWD	Up to \$1,200 per month or \$14,400 per year
If you and your spouse have children		
	Couple, both under 65, 1 adult on PWD	Up to \$1,200 per month or \$14,400 per year
	Couple, both under 65, both adults on PWD	Up to \$2,000 per month or \$24,000 per year

This information replaces PWD amounts table on **page 24** of **Income Assistance on Reserve in BC**








NEW RATES: PWD amounts (January 2018)				
	Family size	Shelter allowance maximum	Support (basic needs) allowance	Total payment maximum
If you're single				
	Single person	\$ 375.00	\$ 758.42	\$1,133.42
If you're a single parent The support (basic needs) allowance <i>doesn't</i> increase if you have more than two children.				
	Single parent on PWD and 1 child	\$ 570.00	\$ 899.08	\$1,469.08
	Single parent on PWD and 2 children	\$ 660.00	\$ 899.08	\$1,549.08
If you and your spouse don't have children				
	Couple, 1 on PWD	\$ 570.00	\$ 927.56	\$1,497.56
	Couple, both on PWD	\$ 570.00	\$1,403.06	\$1,973.06
	Couple, 1 on PWD, the other 65 or over	\$ 570.00	\$1,176.06	\$1,746.06
If you and your spouse have children The support (basic needs) allowance <i>doesn't</i> increase if you have more than one child.				
	Couple, both on PWD and 1 child	\$ 660.00	\$1,497.06	\$2,157.06
	Couple, 1 on PWD, the other 65 or over, and 1 child	\$ 660.00	\$1,270.06	\$1,930.06

This information replaces Person with Persistent Multiple Barriers (PPMB) table on **page 27** of **Income Assistance on Reserve in BC**

NEW RATES: Person with Persistent Multiple Barriers (PPMB) rates (October 2017)				
	Family size	Shelter allowance maximum	Support (basic needs) allowance	Total payment maximum
If you're single				
	Single person under 65 and on PPMB	\$ 375.00	\$ 382.92	\$ 757.92
If you're a single parent The support (basic needs) allowance <i>doesn't</i> increase if you have more than one child.*				
	Single parent on PPMB and 1 child	\$ 570.00	\$ 523.58	\$1,093.58
If you and your spouse don't have children				
	Couple, both under 65 and on PPMB	\$ 570.00	\$ 552.06	\$1,122.06
If you and your spouse have children The support (basic needs) allowance <i>doesn't</i> increase if you have more than one child.*				
	Couple, both on PPMB, and 1 child	\$ 660.00	\$ 646.06	\$1,306.06

*If you have more than one child, the shelter allowance increases (see page 9 of *Income Assistance on Reserve*).

This information replaces Hardship assistance table on **page 30** of **Income Assistance on Reserve in BC**

NEW RATES: Hardship assistance (October 2017)				
	Family size	Shelter allowance maximum	Support (basic needs) allowance	Total payment maximum
If you're single				
	Single person under 65	\$ 375.00	\$ 335.00	\$ 710.00
	Single person under 65 on PPMB	\$ 375.00	\$ 382.92	\$ 757.92
	Single person 65 or over	\$ 375.00	\$ 631.42	\$1,006.42
If you're a single parent The support (basic needs) allowance <i>doesn't</i> increase if you have more than one child.				
	Single parent under 65, and 1 child	\$ 570.00	\$ 475.58	\$1,045.58
	Single parent under 65 on PPMB	\$ 570.00	\$ 523.58	\$1,093.58
	Single parent 65 or over, and 1 child	\$ 570.00	\$ 772.08	\$1,342.08

This information replaces Hardship assistance table on **page 31** of **Income Assistance on Reserve in BC**

NEW RATES: Hardship assistance (October 2017)				
	Family size	Shelter allowance Maximum	Support (basic needs) allowance	Total payment Maximum
If you and your spouse don't have children				
	Couple, both under 65	\$ 570.00	\$ 407.22	\$ 977.22
	Couple, both under 65, both on PPMB	\$ 570.00	\$ 552.06	\$1,122.06
	Couple, 1 65 or over	\$ 570.00	\$ 800.56	\$1,370.56
	Couple, 1 on PPMB	\$ 570.00	\$ 496.22	\$1,066.22
	Couple, both on PWD	\$ 570.00	\$1,403.06	\$1,973.06
If you and your spouse have children The support (basic needs) allowance <i>doesn't</i> increase if you have more than one child.				
	Couple, both under 65 and 1 child	\$ 660.00	\$ 501.06	\$1,161.06
	Couple, 1 65 or over; other is on PWD, and 1 child	\$ 660.00	\$1,270.06	\$1,930.06
	Couple, both on PWD, and 1 child	\$ 660.00	\$1,497.06	\$2,157.06
	Couple, 1 on PPMB, and 1 child	\$ 660.00	\$ 590.06	\$1,250.06
	Couple, both on PPMB, and 1 child	\$ 660.00	\$ 646.06	\$1,306.06